


Veggie Snowman

Here's a healthy snack idea that will have your little ones excited about snow!



Ingredients for one:

1 large round cracker
1 small round cracker
diced fresh vegetables
cream cheese (plain)

Utensils and supplies:

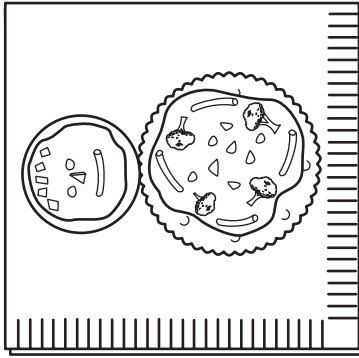
several bowls
1 plastic knife per child
napkins

Teacher preparation:

- Allow the cream cheese to soften.
- Dice the vegetables into small pieces and place each type in a separate bowl.
- Arrange the ingredients and supplies near the step-by-step direction cards.

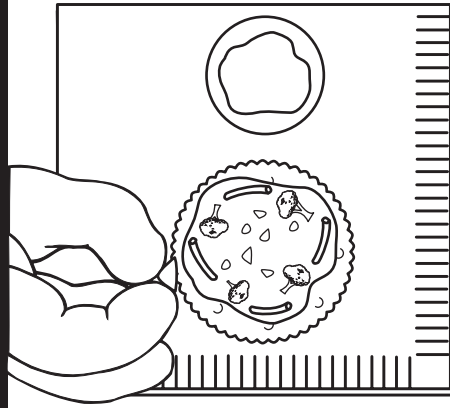


Veggie Snowman

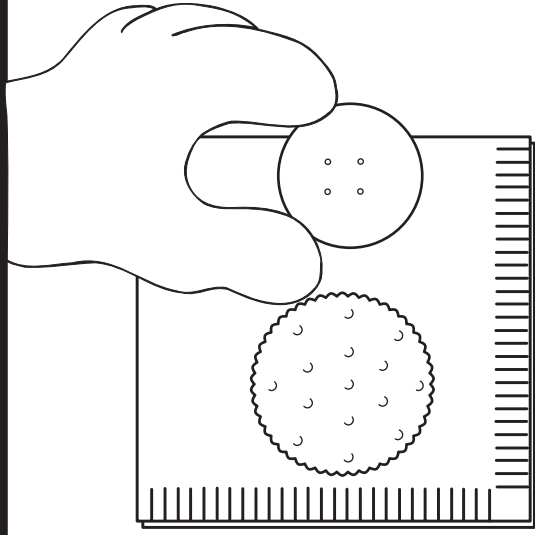


Name _____

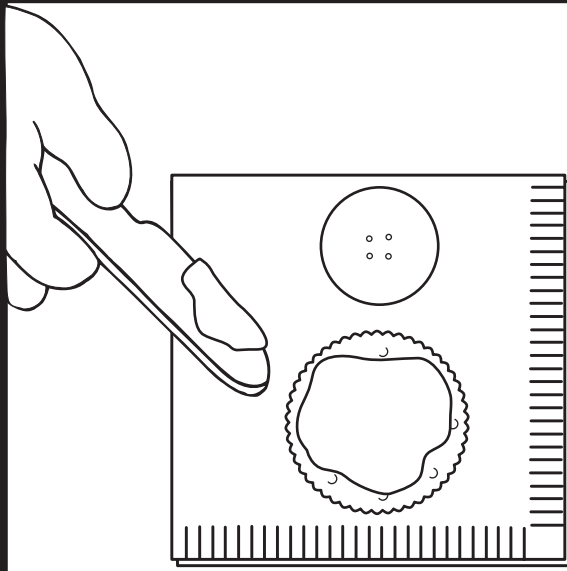
©2001 The Education Center, Inc. • Look 'n' Cook • TEC604




Decorate the large cracker. **3**



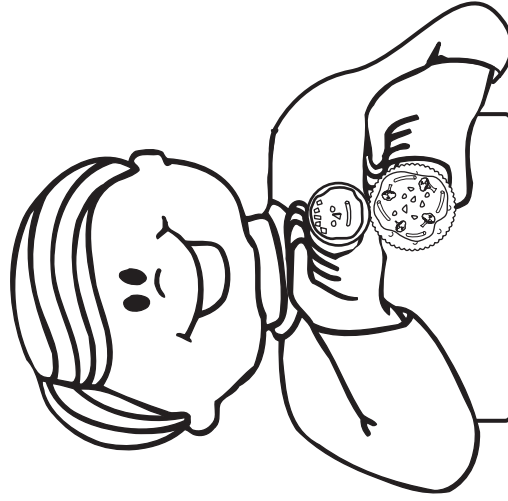
Put a small and a large cracker
on your napkin. **1**



Spread on cream cheese. **2**



Make a face on the small
cracker. **4**



Build a snowman! **5**