


What Does It Mean?

Multiple-meaning words

Materials:

copy of the multiple-meaning words from page 92 dictionary
paper
crayons or markers

A child chooses a word from the list and writes it on his paper. He uses the dictionary to determine the word's different meanings. Then he divides his paper so there is a section for each definition. In each section, he writes a sentence using a different word meaning and then illustrates each sentence.



Packed With Facts

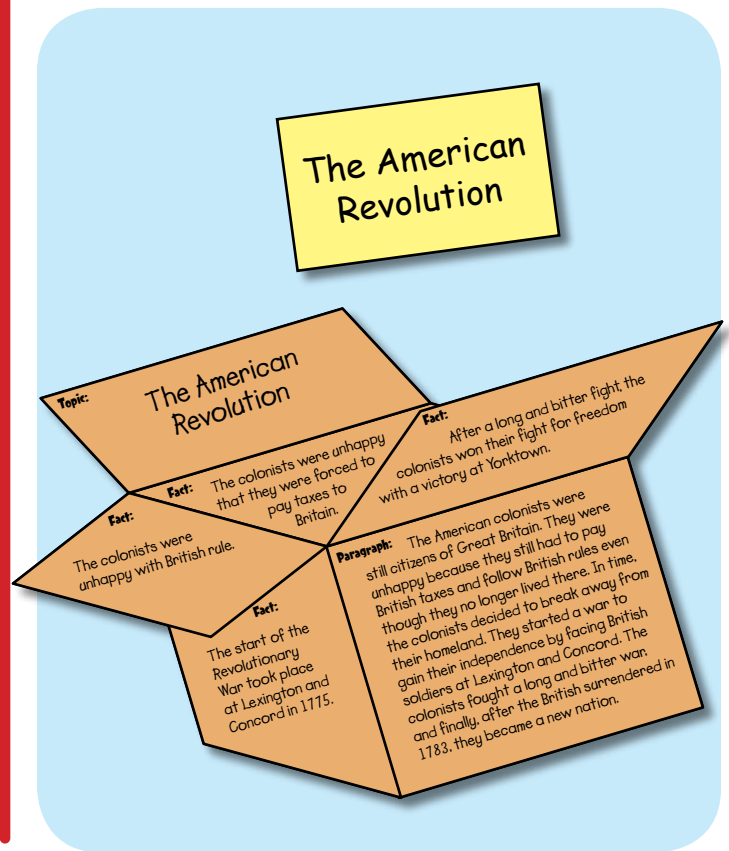
Research

Materials:

student copies of page 110
index cards labeled with research topics
several reference sources from which to gather facts
scissors

Possible reference sources include textbooks, nonfiction picture books, and encyclopedias.

A student chooses a card and copies the topic in the appropriate section of her box. She uses the provided reference materials to write a fact about the topic in each section. Then she uses the facts to write in the corresponding section a paragraph that describes her topic. Finally, she cuts out her box.



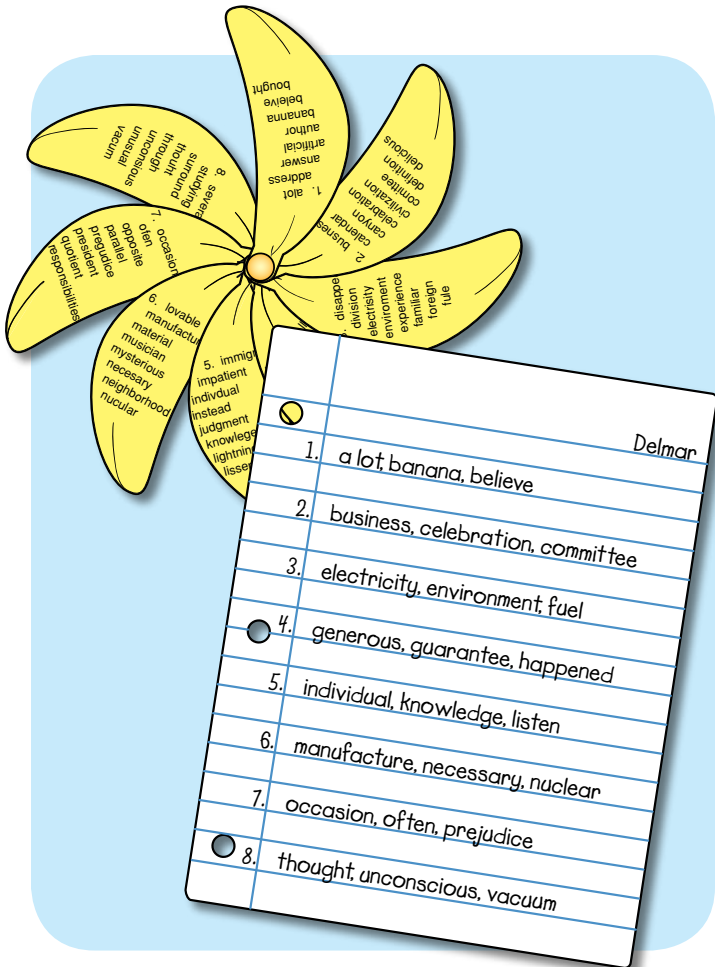
Spelling Practice

Commonly misspelled words

Materials:

copy of the bananas from page 90, cut out and fastened with a brad as shown
 dictionary
 paper

A student reads the list of words on the first banana and identifies each misspelled word, using the dictionary as necessary. The child then writes on his paper the correct spelling of each misspelled word. He repeats the process with each remaining banana as time allows.



One Book to Another

Compare and contrast

Materials:

several picture books on similar topics
 paper

A student chooses two books and reads each one. Next, the child draws a Venn diagram on her paper. She labels each circle with a book's title and then compares the books.

