


Side by Side

Positional words

Materials:
stickers
blank paper
crayons

A youngster folds his paper to make four sections. He chooses four stickers and places one in each section. Then he draws a picture *next to* each sticker. He adds details to his completed paper as time permits.





A Sunny Day

Patterns

Materials:
large yellow circle (sun)
yellow strips, short and long (sun's rays)
blank paper
crayons

A student arranges the short and long rays around the sun to make a pattern. Then she draws on her paper the resulting sun, taking care to copy the rays' pattern. She embellishes her paper with details as time permits.



Animal Cards

Use with "Animal Travels" on page 40.

