

















Target Practice

(Pages 69 and 70)

1. Cut apart the cards below and stack them facedown.
2. Take a card and name the missing factor. On your other page, color a space with the matching factor. Use the color on the card to help you.
3. Repeat Step 2 with the other cards.



For Every Learner™: Math • ©The Mailbox® Books • TEC61197 • Key p. 80

<p>A. green</p>  <p><input type="text"/> x 6 = 36</p>	<p>B. yellow</p>  <p>9 x <input type="text"/> = 9</p>	<p>C. red</p>  <p>4 x <input type="text"/> = 32</p>	<p>D. yellow</p>  <p><input type="text"/> x 9 = 18</p>
<p>E. brown</p>  <p><input type="text"/> x 5 = 15</p>	<p>F. green</p>  <p><input type="text"/> x 7 = 42</p>	<p>G. green</p>  <p><input type="text"/> x 9 = 54</p>	<p>H. brown</p>  <p>4 x <input type="text"/> = 12</p>
<p>I. yellow</p>  <p><input type="text"/> x 4 = 8</p>	<p>J. orange</p>  <p>5 x <input type="text"/> = 35</p>	<p>K. red</p>  <p><input type="text"/> x 3 = 24</p>	<p>L. yellow</p>  <p><input type="text"/> x 7 = 7</p>
<p>M. green</p>  <p><input type="text"/> x 2 = 12</p>	<p>N. orange</p>  <p><input type="text"/> x 7 = 49</p>	<p>O. purple</p>  <p>5 x <input type="text"/> = 20</p>	<p>P. purple</p>  <p>7 x <input type="text"/> = 28</p>

Target Practice

