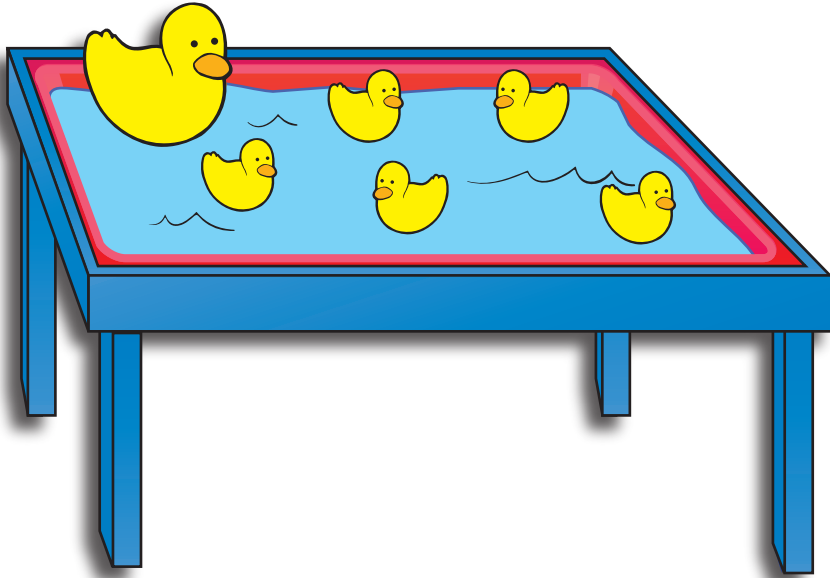


Exploring the Senses





Little Ducks

Extend the fun of the favorite song “Five Little Ducks” at your water table. Obtain a set of rubber ducks, with one large duck to represent the mother. Give each child a duck. Move the mother duck around in the water; then encourage toddlers to make their ducks follow the mother duck as you sing the song together. Quack! Quack! Quack! All your little ducks will want to come back!

Let's Go Fishing!

Put in your water table a supply of plastic fish. Place near the table a plastic pail and several fishnets. Then invite a small group of youngsters to go fishing. Encourage each visiting child to scoop up a fish with a fishnet and put it in the pail. Once all the fish have been caught, invite one of your little fishermen to release them back into the water.



Gross-Motor Development



Toddler Parade

Learning to balance can be tricky! So give your little ones practice by having a parade. Prepare a masking tape trail on the floor in an open area. Have your toddlers follow you in parade fashion as you walk on the trail. Or travel to the beat of a lively selection of music. Ask an adult volunteer to stop the music to cue your group to freeze. Be sure to observe and take note of how well each of your toddlers balance on the line, both while walking and standing still.

Step-by-Step

Here's another quick way to have toddlers follow your lead to improve their walking skills. With a small number of youngsters behind you, take *giant steps*, *tiny steps*, *soft steps*, *stomping steps*, *skating steps*, and more. With every small step a toddler takes, there's a giant step toward gross-motor development!

