

Treasured

Back-to-School

Ideas

All Aboard!

Name display

Welcome your students aboard with this get-acquainted activity. Post an enlarged copy of the pirate ship pattern from 6. Also cut out a class supply of the parrot pattern on page 6. On each parrot, write a different student's name. Encourage each child to lightly color his parrot. Then attach the parrots to the ship. Invite each child, in turn, to point to his parrot and introduce himself to the class.

Kim Hintze, Show Low, AZ



Welcome Aboard!

X Marks the Spot

School tour, snack

Take youngsters on a treasure hunt to help them become familiar with the school. Plan to lead students to several locations before concluding the hunt in the lunchroom. For each location, write a simple clue on a sheet of paper and hide it in the location described by the previous clue. In the lunchroom, leave a treasure-themed snack for each student, such as a cup of chocolate pudding with a candy buried in it, topped with graham cracker crumbs.

To begin the treasure hunt, read the first clue aloud. Have youngsters give suggestions about where the clue may lead and then take them to the correct location, stopping to allow them to hunt for the next clue. Continue until the snacks are found. Then give each child a spoon (shovel) to dig into her snack to find her own buried treasure.

Kim Hintze



Clue 2: Go to the playground to find the next clue. It's at the bottom of something that you can slide down.





The IDEA MAGAZINE FOR TEACHERS. MAILBOX

Learning Centers

- 21 Literacy and Math
- 24 Center mat and cards: rhyming
- 27 Step-by-step center activity: concepts about print

Literacy

- 15 From A to Z
- 35 Building Reading Skills
- 56 Writing Helpers

Literature

- 39 *Miss Bindergarten Gets Ready for Kindergarten*
- 41 The Book Corner

Math

- 29 Building Math Skills
- 32 Reproducible Math Games
 - Counting
 - Plane figures
- 44 Ideas You Can Count On

Science and Social Studies

- 47 Simple Science
- 55 Let's Do Social Studies!

Seasonal


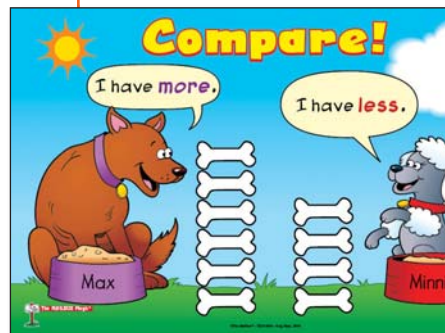
- 4 Treasured Back-to-School Ideas
- 50 'Tis the Season
- 53 Seasonal Lotto Game

Teacher Resource


- 2 Skills in Your Issue
- 9 What Works for You?
"Open House"
- 10 Arts & Crafts
- 12 Classroom Displays
- 43 Management Tips & Timesavers
- 59 Our Readers Write
- 61 Contributor Form

READY-TO-USE Resources

Posters



Page 24 Center Mat



SUBSCRIBER EXCLUSIVE

The Mailbox Companion®

www.themailboxcompanion.com

Over **80** online extenders

(Look for the icon!)

Skill Sheets • Planning Pages •

Much More!

©2009 The Education Center, Inc., P.O. Box 9753, Greensboro, NC 27429-0753. All rights reserved. Except as provided herein, no part of this publication may be reproduced or transmitted by any means, electronic or mechanical, without written permission from the publisher. Please direct written inquiries to the address above. Permission is granted to the original subscriber to reproduce pages for individual classroom use only and not for resale or distribution. Reproduction for an entire school or school system is prohibited. The Education Center®, The Mailbox®, The Idea Magazine For Teachers®, the mailbox/post/grass logo, The Mailbox Book Company®, The Mailbox Companion®, The Mailbox Magic®, The Mailbox Select®, and Be the difference with The Mailbox™ are trademarks of The Education Center, Inc., and may be the subject of one or more federal trademark registrations. All brand or product names are trademarks or registered trademarks of their respective companies. Printed in the United States of America.

The Education Center